

YOLOBOX

YoloBox User Guide

TABLE OF CONTENTS

1. Introduction

What is Yolobox?

Why livestream with Yolobox?

About YoloLIV

Quick Guide

2. Getting Started

Set up Hardware

- Product Overview
- Procedure

Set up Software

- Apply for your Yololiv account
- Setup your Internet
- Add your social media accounts of platforms
 - Link to Facebook/YouTube/Twitch
 - Custom RTMP
- Create a new event
- Start to stream

Live Production Features

3. FAQ

Most Frequently Asked Questions

- Part 1: General
- Part 2: Setting up
- Part 3: The hardware
- Part 4: The software
- Part 5: Getting in touch

4. Terms and Conditions

5. Warranty and Return Policy

Introduction

Thank you for purchasing YoloLIV's YoloBox, the portable multi-camera live production. This reference guide is designed especially for the use of YoloBox. Please use this reference guide to enhance your usage and knowledge of YoloBox.

- What is YoloBox?

Yolo **LIV**

YoloBox

Portable Live Stream Studio

YoloBox is a smart, super-easy-to-use, and affordable solution for organizations and individuals to stream live video across Facebook, YouTube, Twitch and other platforms using many kinds of cameras, such as DSLR, professional cams, action cameras and Drones.



The YoloBox is a portable multi-camera live production, it provides you with a large touchscreen interface for easy streaming and control. No computer or specialized software or equipment is needed. YoloBox allows you to switch up to 5 inputs, including 4 from physical sources (2 HDMI, 1 USB, and 1 SD card) as well as 1 from a web source. You can directly stream to Facebook, YouTube, Twitch. And also custom RTMP destinations are supported. So you can stream up to 3 platforms at one-time.



One of a kind on the market

- PC-Less
- TouchScreen Control
- Compact Size(7 inch)
- Easy to Setup
- Four in One
- Multi-Cam Capure

• Why livestream with YoloBox?

Because we're a smarter way to stream. No one makes HD-quality live streaming easier or more affordable. All you need is a video source, internet connection and our YoloBox and you're good to go. We are far more than just an encoder, but also a switcher, monitor and recorder, in one 7 inch touchscreen device. Conventional HD live-streaming solutions, that are complex and cumbersome, usually require separate filming gears(and also a computer) and each takes a long learning curve and costs a lot. Even experienced filmmakers may get confused and go wrong. While our TouchScreen control is just as intuitive as an iPhone/Android App.

3 SIMPLE STEPS



1 Capture

YoloBox can acquire video from numerous sources including cameras, GoPro, drone, local library, etc.



2 Deliver

YoloBox delivers video to the cloud in multiple ways via Wifi, Ethernet, and 4G.



3 Watch

Boost your viewership in cross channels like Facebook, YouTube and Periscope, etc.

● About YoloLIV

YoloLiv is a simple solution for Live streaming activities. We empower the way people acquire, produce and share their live streaming content from anywhere to everywhere by offering a complete set of hardware and cloud service. Our revolutionary touch screen encoder and powerful cloud service along with the most updated deep learning algorithm will tremendously lower the technology barrier for creators so that they can be connected with what they are really passionate about — A story worth telling, an idea worth spreading. Our mission is to empower creators to make video content in a smart way.

● Quick Guide

Thank you for choosing YoloBox. Building reliable and easy to use live streaming systems with pro features that perform above your expectations is our mission.

YoloBox will work with any video equipment. No computer or specialized software or equipment is needed. All you need is a video camera, with HDMI, along with power and internet access(may it be WiFi, 4G/Sim-Card or Ethernet). We can have you broadcasting in just a few minutes. Simply plug in the YoloBox, Connect the internet, login to the social platforms that you want to share to. Yes you're ready to stream!

YoloLiv's products are backed by our professional support team. You can reach our team several ways:

- Email support@yololiv.com
- Live chat from our social media Inbox(9:00AM to 24:00PM, GMT+ 8)

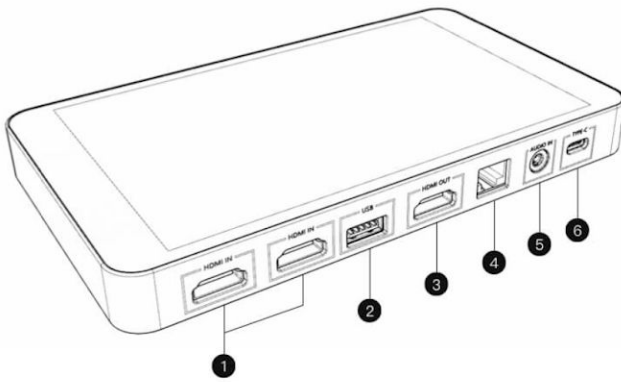
Gather as much information about your problem as you can before you contact us so we can help you better, including:

- A description of the problem(ideally with pictures or videos)
- Details about your video or audio source
(camera brand & model, resolution/fps setting, connection, etc)
- Product serial number, firmware & App version (on the Setting page)
- Your country/city, when & where you made the purchase

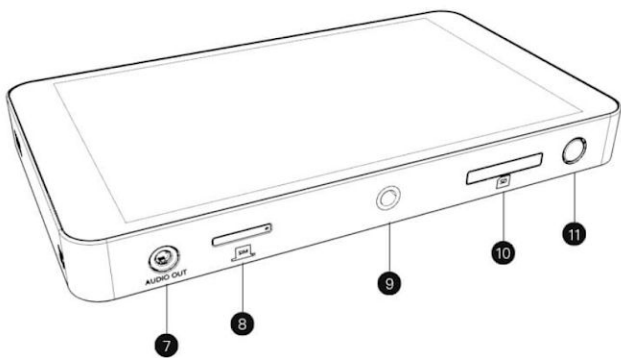
Getting Started

- Set up Hardware

Product Overview

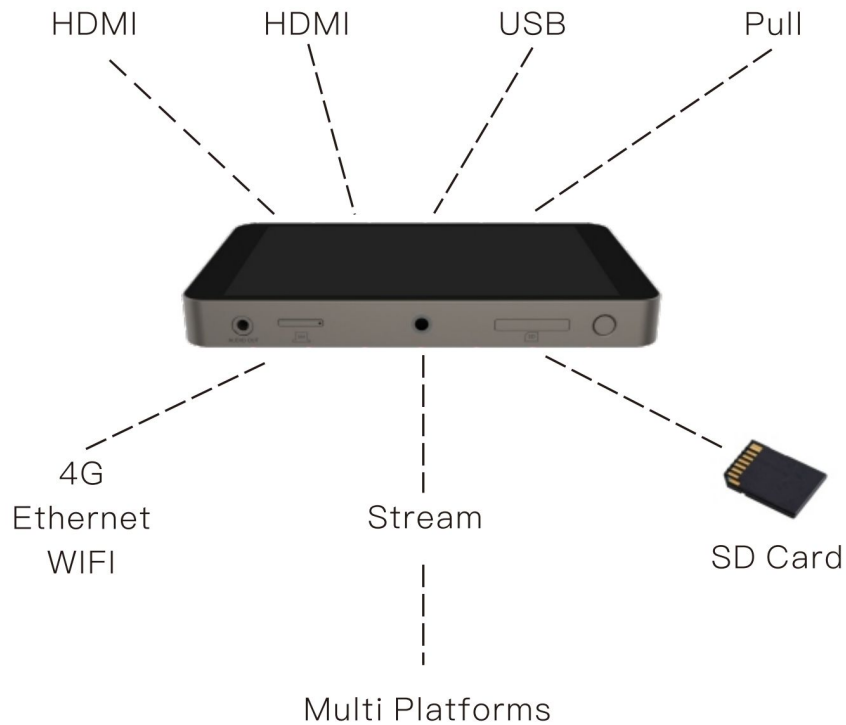


- ① HDMI IN: Video input
- ② USB: Video input
- ③ HDMI OUT: Video output
- ④ Ethernet: Connect to Internet by Ethernet cable
- ⑤ AUDIO IN: Link with microphone
- ⑥ TYPE-C: Power connector



- ⑦ AUDIO OUT: Link with earphone for sound monitor
- ⑧ SIM: Insert SIM Card to get into Internet
- ⑨ HOTSHOE: Fix YoloBox with camera
- ⑩ SD: Insert SIM Card for video storage
- ⑪ Power Button: Turn on and turn off

Set up your cameras: The YoloBox allows you to manage up to 5 inputs, including 4 from physical sources (2 HDMI, 1USB, and 1 SD card) as well as 1 from a web source. You can connect YoloBox with basically all mainstream cameras, drones, Go-Pro, DV and camcorders, USB cameras.



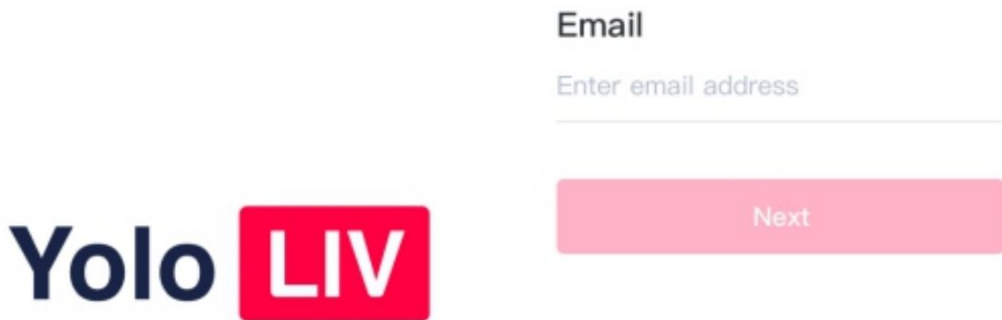
Procedure

1. Turn on your camera or video source and connect the output to the HDMI input port on the upside of the yolobox.
2. (Optional) Connect others video sources to another HDMI input port and the USB port on the upside of the Yolobox, to add videos from SD-card through the SD-card port on the underside of the Yolobox. **Attention:** when you first start your Yolobox, the video sources you've connected to the HDMI-1 and HDMI-2 input ports appear automatically in their assigned channels, along with the associated HDMI audio. If no video source is connected, a standard No Signal screen displays.
3. (Optional) Connect the Ethernet cable to Yolobox and to your network. **Attention:** you can also connect to the Internet via WI-FI or SIM card.
4. Attach the power cable and plug it into a power source.
5. Press the power button on the underside of Yolobox to turn on the system.

- Set up Software

Apply for your Yololiv account

Register and login your Yololiv account with your email (You will get a verification code through email, resend to the Yolobox and set your password, then login).



The image shows the registration form for Yololiv. On the left is the logo with 'Yolo' in dark blue and 'LIV' in white on a red square. To the right, the form has a title 'Email', a placeholder 'Enter email address', a text input field, and a pink 'Next' button.

Step 1
Enter your email address



The image shows the verification code input screen. On the left is the Yololiv logo. The main area has the title 'Enter the verification code', a four-digit input field with the first digit '8' and three empty boxes, a 'Resend' link, and a '< Back' button at the bottom.

Step 2
Enter the verification code which you get from email



Set password

Enter password

At least 6 characters in length and must contain both numbers and letters.

Next

Step 3
Set your own password



Email

zenka@yunxi.tv

Password

Enter password

[Forget?](#)

Login

[< Back](#)

Step 4
Login with your email and password

Setup your Internet

Stream over Ethernet/WiFi/4G



Wi-Fi



SIM Card



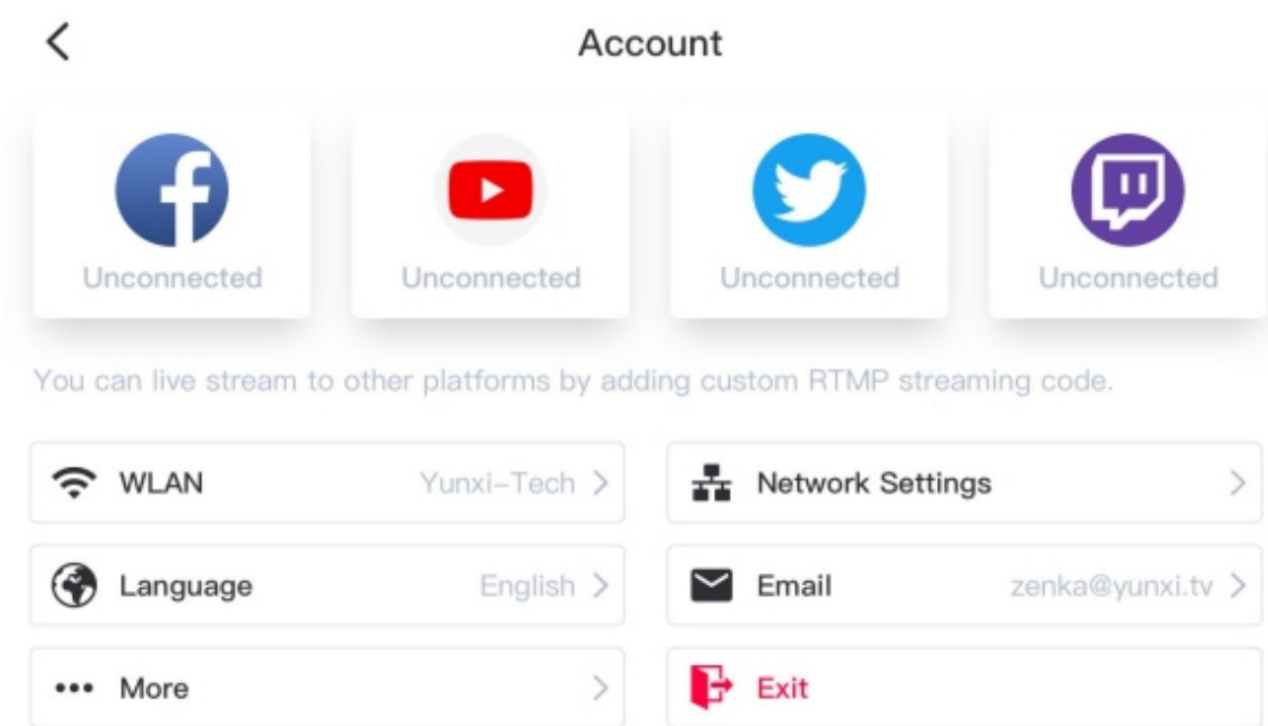
Ethernet

Click into settings page and you can connect to the internet using the integrated RJ45 (Ethernet) port, Wi-Fi and via cell service using an optional SIM card.

Attention:

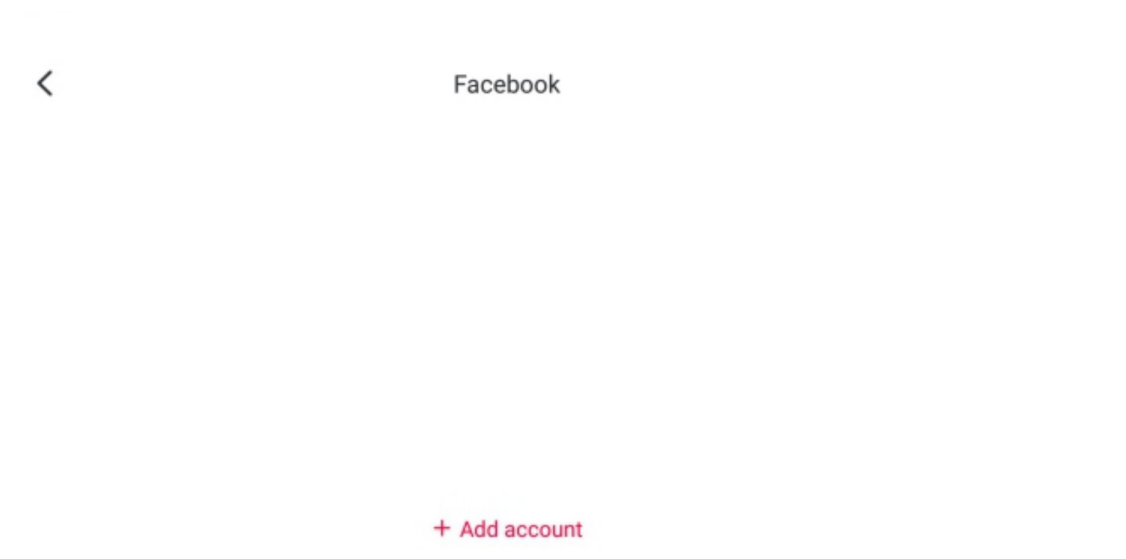
1. If you can't connect to the network, you can go to the settings page and select the network settings, click "Networking settings reset" to restart your network.
2. You can also come to "Factory data reset" and "RESET AND REBOOT" your Yolobox.

Add your social media accounts of platforms



LINK to Facebook/Youtube/Twitch

Click into the settings page and choose Facebook, “+Add account”, log into your Facebook account to connect to YoloLIV. (You can link to Youtube & Twitch in the same way)



Step 1
Click “+Add account”

The image shows a login interface for YoloLIV. At the top left, there is a blue bar with the word "facebook" and a back arrow. At the top right, there is a green button labeled "Create Account". In the center, the "YoloLIV" logo is displayed, with "Yolo" in black and "LIV" in white on a red background. Below the logo, the text "Log into your Facebook account to connect to YoloLIV" is shown. There are two input fields: "Email or Phone" and "Facebook Password". At the bottom, there is a blue button labeled "Log In".

Step 2
Login with your Facebook account

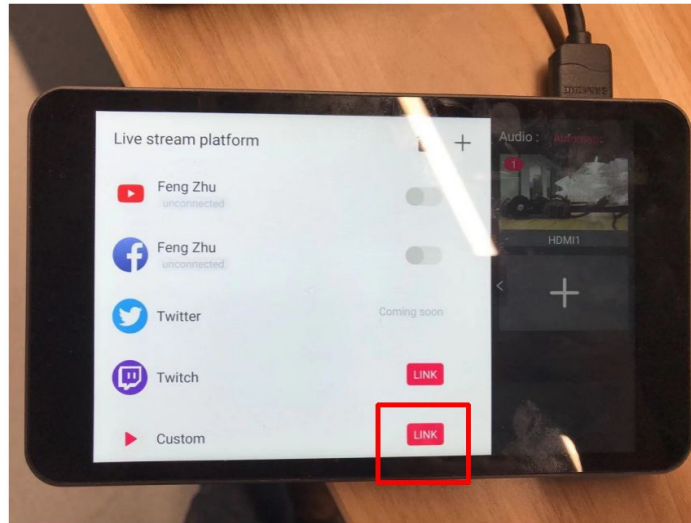
Attention:

You can link to YouTube and Twitch in the same way. To log in your platform accounts on YoloBox.

Custom RTMP

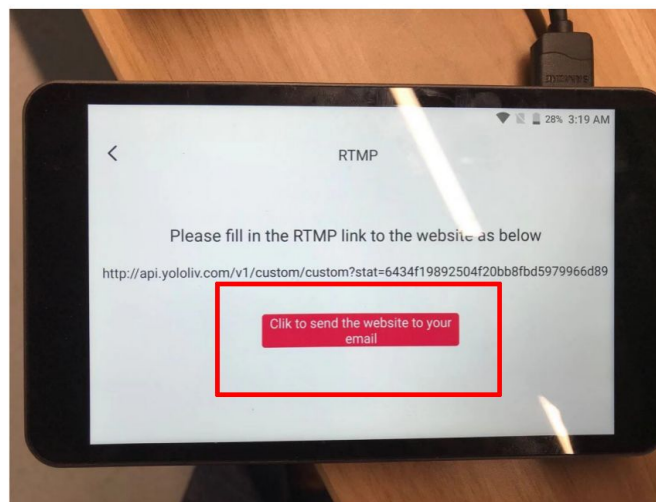
Custom RTMP destinations are supported. Click "link" to add a new custom RTMP address. Click the red button to receive an email, click the link that you have received in the email, then find your Server URL and stream key from the platform which you want to stream to, copy and paste to the YoloBox, and wait for a few seconds, finally it works.

Click the 'Link' button




Step 1

Click the red button to receive an email



Step 2

Open a computer to receive your email(you use to login YoloBox)
Then click the link that you have received



YoloLIV

Dear frank.zhu@yololiv.com:

You are using custom RTMP, please click <http://api.yololiv.com/v1/custom/custom?stat=6434f19892504f20bb8fbd5979966d89> to add streaming code

This email is sent by YoloLIV system, please do not reply to it

Step 3

Then you are in this page...but how and where to get your Server URL and Stream Key, say if you want to stream to YouTube,



Yolo **LIV**

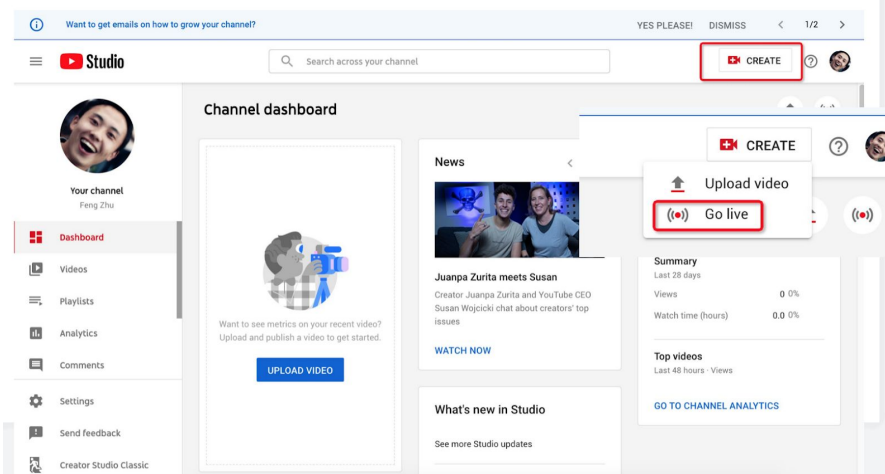
Please type in Server URL and Stream Key

rtmp://XXXXXX

Send

Step 4

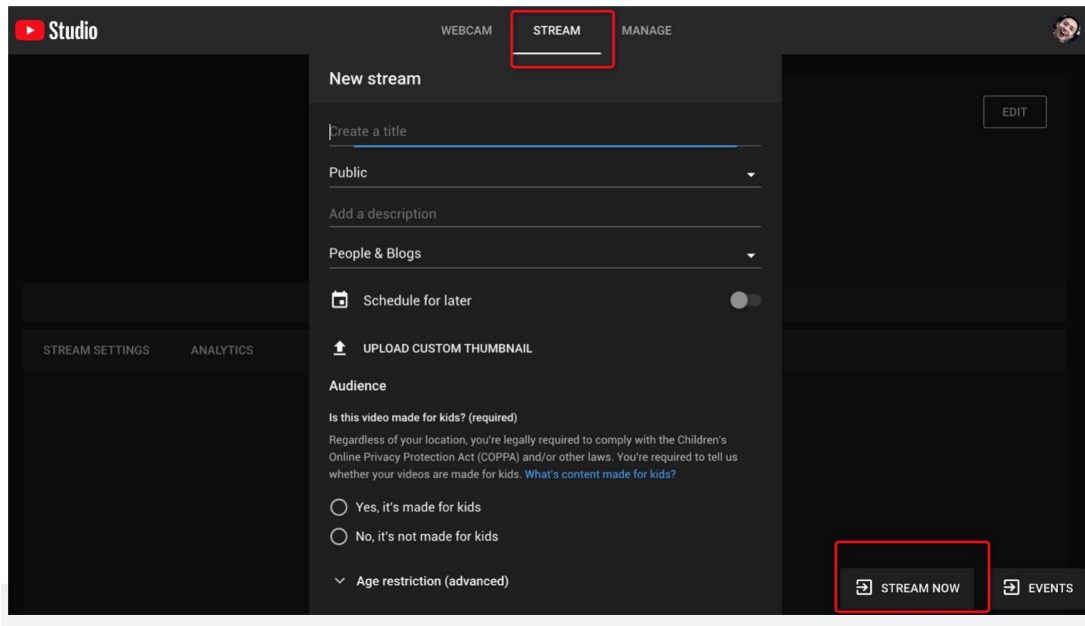
Click 'Create' on the upper right corner, then click 'Go Live'



Step 5

Open YouTube on the desktop, click “Go live”

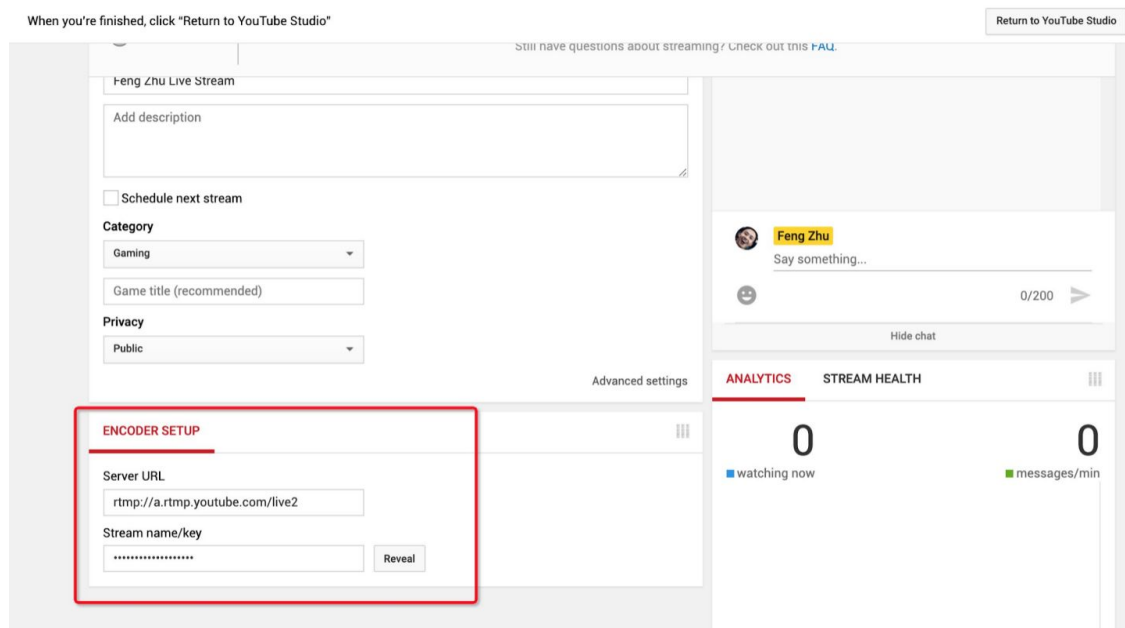
After clicking stream, fill out the information (create a title, add a description.....) then click stream now on the bottom-left



Step 6

After fill the information, click “STREAM NOW” and then click “Skip”

Then wait for a few seconds, you'll see the 'Server URL' & 'Stream name/key'



Step 7

This is what you need to send to YoloLIV

Copy and paste. Be careful the right format is: server URL/stream key (don't forget about '/')

Yolo LIV

Please type in Server URL and Stream Key

rtmp://a.rtmp.youtube.com/live2/f6jf-09m...-07ud

Send

Step 8

Congratulations. It's successful

Yolo LIV

Successful

Now go back to YoloBox, click the button of Custom, and you're ready to stream !

Create a new account

Back to the main screen, click “ + ” to create one Live Stream. Enter the new live stream title, click into the live stream page, swipe right to choose platform to live stream.

Yolo **LIV**



No live here, Click + to add more

Click “+” to create one Live Stream



Step 1

Create live stream

Event Name

Enter live stream title

Time

2018/05/28 10:00

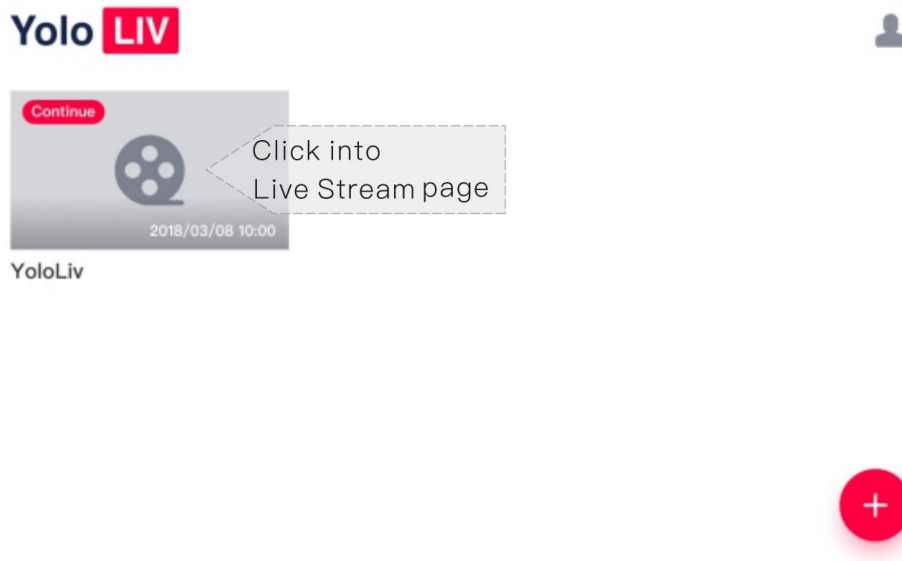
Set the starting time

Create

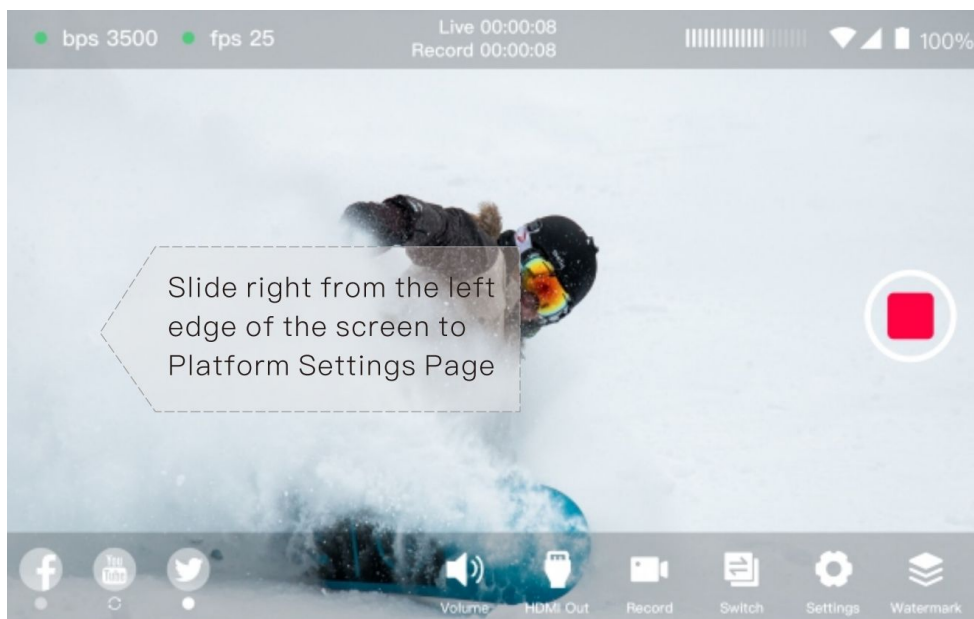
Step 2

Start to stream

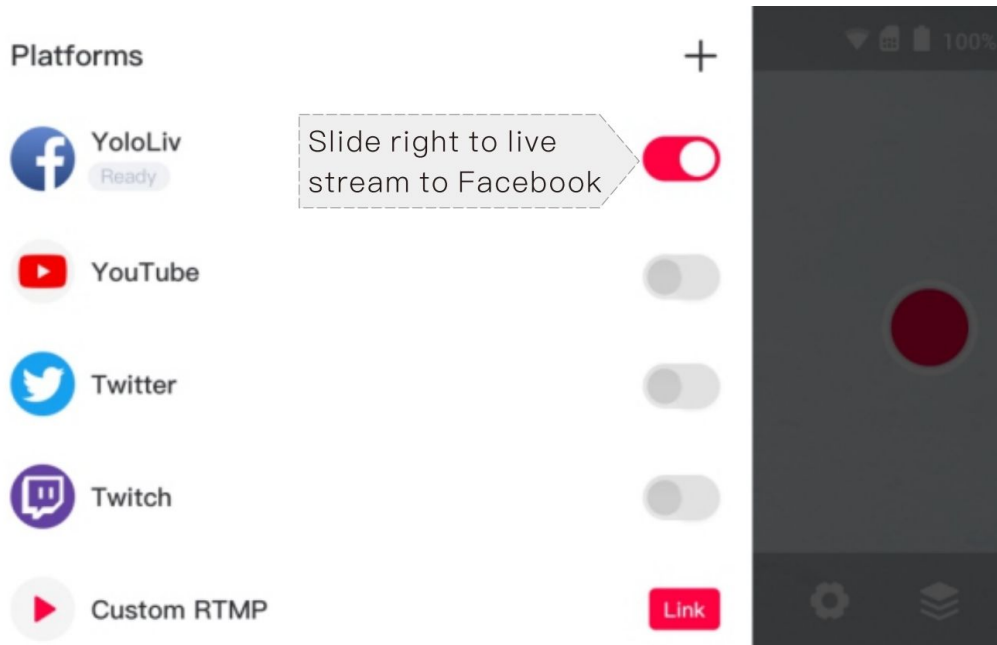
Click the event you have created, swipe right from the very left, choose platform to click the link button. Put the red button, when the logo of platforms in the lower left corner turn into green dots, you're ready to stream! When you decide to stop that broadcast, just simply hit the stop button and confirm that you are going to finish your live stream.



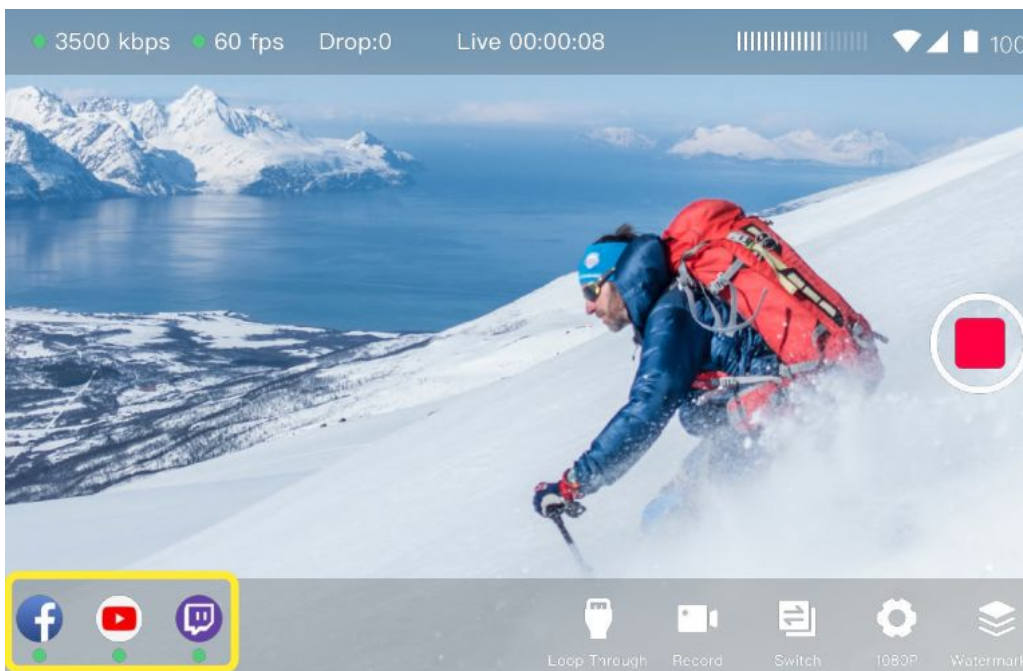
Step 1



Step 2



Step 3



Step 4

- Live Production Features

Multi-Camera Capture

Switch up to 5 video sources simultaneously



Independent Audio Input/Output

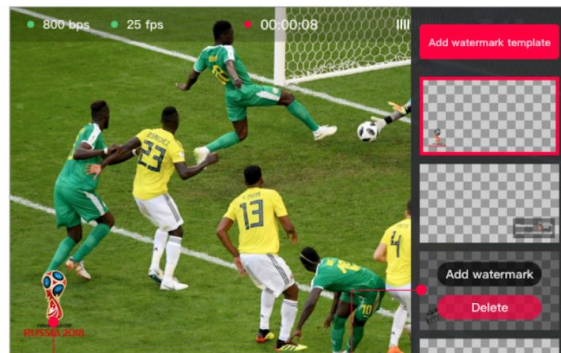


Picture in Picture

Various templates for your specific need



Add Custom Graphic Layers



Preview watermark

Edit watermark template

Custom watermark template



Add your logo



Add advertisements

FAQ

● Most Frequently Asked Questions

❖ **Can not connect internet**

Please first make sure your internet conditions are actually ok.

❖ **Can not capture audio from Audio In port**

Please note our Audio In port is intended for mixers and lavalier microphones(therefore it will not work with those who are not battery wired or self-powered)

❖ **Can not stream with direct integration.**

Please note that at times a streaming service may change their policies, which will cause issues with integration; this is usually a temporary situation. You can always successfully stream via RTMP settings. For a step by step RTMP setup tutorial, please go to: <https://bit.ly/2Zsnm69>

❖ **Can not read SD card content**

Please note that the SD card has to be FAT 32 format under the maximum storage of 128G and pictures require a PNG format to be read.

Part 1: General

WHY SHOULD I LIVE STREAM EVENTS?

Just about every organization - whether it's a division of college, a local church or a small business - is looking for creative ways to better connect with people. Live video streaming enables organizations to engage existing customers and reach out to more people. It's a 21st century tool for creating loyal fans, parishioners and customers. Research has shown that live-streamed events have a four-times longer viewership than recorded events. So, if you really want to reach out and grab your audience, live streaming is the way to go.

WHERE CAN I BUY THE YoloBox?

You can get it from local distributors/resellers. Or you can order it online from our official Amazon shop (<https://amzn.to/38pabqr>) , where you'll usually have your YoloBox within 7 working days of ordering it!

Part 2: Setting up

WHAT DO I NEED TO GET UP AND RUNNING?

All you need is a video camera, with HDMI, along with power and internet access(may it be WiFi, 4G/SimCard or Ethernet).

HOW LONG DOES IT TAKE TO SET UP?

We can have you broadcasting in just a few minutes. Simply plug in the YoloBox, Connect the internet, login to the social platforms that you want to share to. Yes you're ready to stream!

DO I NEED A COMPUTER OR ANY SPECIALIZED EQUIPMENT?

YoloBox will work with any video equipment. No computer or specialized software or equipment is needed.

DO I NEED ANY ADDITIONAL STAFF OR A PRODUCTION TEAM?

Some of our customers simply position their camera strategically, schedule the broadcast and don't give it another thought. Others choose to have a person manning the camera or a multi-camera setup. It's totally up to you.

WHAT PLATFORMS CAN I STREAM TO?

You can directly stream to Facebook, YouTube, Twitch, Twitter/Periscope(Soon). And also custom RTMP destinations are supported. So you can basically stream to any platform which supports RTMP/RTMPS stream publishing. You can stream up to 3 platforms at one time.

WHAT CAMERAS CAN I CONNECT WITH YOLOBOX?

You can connect YoloBox with basically all mainstream cameras, drones, GoPro, DV and camcorders, USB cameras. Or you can even connect the computer/phone/tablet as a video source for screen mirroring what's on the computer, phone or tablet.

WHAT KIND OF NETWORK CONNECTION DO I NEED?

YoloBox supports Wifi/Ethernet/4G as a network connection.

Part 3: The hardware

WHAT IS THE BEST TEMPERATURE FOR YOLOBOX TO OPERATE?

YoloBox is just like your smartphone. It works well between 0° and 40°. Yet Low- or high-temperature conditions might cause the device to change its behavior, might temporarily shorten battery life and could cause the device to turn off.

IS YOLOBOX WATERPROOF? CAN I USE IT IN A RAINY ENVIRONMENT?

YoloBox is not waterproof or water-resistant. You are not suggested to use YoloBox in a rainy environment unless you have proper protection.

HOW BRIGHT IS THE SCREEN OF YOLOBOX? CAN I USE IT IN OUTDOOR ENVIRONMENT?

YoloBox features a bright 7 inch LED display with 300 nits of brightness output. You can definitely use it in a normal outdoor environment. However we suggest you to avoid direct sunlight when using any displays.

HOW LONG IS the BATTERY LIFE? HOW LONG CAN THE EVENTS BE?

Yolobox uses lithium battery technology. Compared with older generations of battery technology, lithium batteries charge faster, last longer. YoloBox's battery life is about 3 hours. But you can always

plug and fast-charge so your event can last anywhere from a few minutes to all-day.

WHAT MICROPHONES DOES 'AUDIO IN' SUPPORTS?

AUDIO IN mainly supports lavalier microphones(battery-powered). Please see the list in the reference.

WHAT ARE THE VIDEO INPUTS FORMAT(2HDMI + 1 USB)?

HDMI IN 1:

540P 50
720P 50/59.94/60
1080i 50/59.94/60
1080P 23.98/24/25/29.9/30/50/59.94/60

HDMI IN 2:

540P 50
720P 50/59.94/60
1080i 50/59.94/60
1080P 23.98/24/25/29.9/30/50/59.94/60

USB: (could be converted to HDMI or SDI with adapter)

540P 50
720P 50/59.94/60
1080i 50/59.94/60
1080P 23.98/24/25/29.9/30

CAN I CONNECT MY PHONE? IS IT WIRELESS?

You can connect your smartphone(or iPad and computer) with an adapter to 'HDMI IN' for screen mirroring to YoloBox. Please be noted that it is not wireless and it does not use your phone camera as a video capture source.

WHERE CAN I FIND A DIGITAL VERSION OF USER GUIDE?

https://drive.google.com/file/d/1S17N7HUVJbY_ZIRVJy1I7NKWYJngIxqh/view?usp=sharing

WHERE CAN I SEE THE VERSION HISTORY OF YOLOBOX?

<https://docs.google.com/document/d/1YJ-GoCn6i1qJz30z8OrT-plkdfwjN6B9mfSH2gL2LFY/edit?usp>

[=sharing](#)

Part 4: The software

WHAT MAINTENANCE IS REQUIRED? DO I GET SOFTWARE UPDATES?

No maintenance is required. If you keep your YoloBox connected with your network, the latest version of the firmware and software will be automatically uploaded and whenever a new update is released, you'll receive a notice, and all you need to do is just click 'Update' to stay up-to-date.

HOW TO STREAM VIA CUSTOM RTMP?

Please find the link below of streaming to YouTube via Custom RTMP(as an example)

https://docs.google.com/presentation/d/1gWarNYmXk-e9wrxU8uWQfkqA_3Ot4GP1D4MTfdhFGY4/edit?usp=sharing

HOW TO STREAM TO FACEBOOK GROUP?

Please find the link below for a major step to set up when streaming to Facebook Group

https://docs.google.com/presentation/d/1y72uysCXR0fhcTX52s-vkH_twsYSXytySOfMxviagGA/edit?usp=sharing

DOES IT HAVE A MAX BITRATE LIMIT? CAN BITRATE BE PRE-SET OR CONTROLLED?

We use a VBR approach for bitrate which will automatically adjust accordingly.. Theoretically there is no limit. However we'll suggest to stream with under 10,000 kbps. For more, visit

https://en.wikipedia.org/wiki/Variable_bitrate

DOES IT RECORD ALL THE VIDEO SOURCES?

According to the current product design, YoloBox only records the output stream(the program audiences are watching). We are considering a feature with options to select different recording modes in future(for example, recording all video sources.)

WHAT ARE THE BEST BITRATE/FPS/DROPRATE FOR YOLOBOX TO OPERATE?

There is no best bitrate/fps. As long as the light is green, your live-streaming is working fine. Our program will automatically set the most proper bitrate/fps for you to achieve the highest performance. However, for drop rate, it's always best when it's 0.

WILL YOLOBOX SUPPORT OTHER LANGUAGES EXCEPT FOR CHINESE AND ENGLISH?

Yes we are planning to add more language options in the near future.

WHAT VIDEO INPUT FORMAT DOES YoloBox support?

YoloBox supports both Interlaced and Progressive scanning(1080P, 1080i). For more details, please refer to the User Guide.

Part 5: Getting in Touch

WHAT IF I NEED HELP WHEN USING YOLOBOX?

You can contact our support team at: support@yololiv.com or inbox us on Facebook or Instagram with @YoloLivTech

WHERE CAN I FOLLOW YOUR SOCIAL MEDIA?

You can follow us on social media(Facebook/Instagram/Twitter/YouTube) by searching '[YoloLivTech](#)' or visit:

- Instagram: <https://www.instagram.com/yololivtech/>
- Facebook: <https://www.facebook.com/YoloLivTech/>
- Twitter: <https://twitter.com/YoloLivTech>
- YouTube: https://www.youtube.com/channel/UCnJNgNNIDLLaCiOkfSz_pgMg

WHO CAN I CONTACT WITH IF I WANT TO BE YOUR RESELLER/DISTRIBUTOR IN THE REGION?

You can contact our Customer Service team at: contact@yololiv.com

Terms and Conditions

General

YoloLiv maintains this website as a service to its customers, potential customers, and other interested parties. Please visit us frequently, browse our pages, and download documents, subject to the terms and conditions set out below.

PLEASE READ THESE TERMS AND CONDITIONS OF USE CAREFULLY. THESE TERMS AND CONDITIONS MAY HAVE CHANGED SINCE YOUR LAST VISIT TO THIS WEBSITE. BY USING THIS WEBSITE, YOU INDICATE YOUR ACCEPTANCE OF THESE TERMS AND CONDITIONS. IF YOU DO NOT ACCEPT THESE TERMS AND CONDITIONS, THEN DO NOT USE THIS WEBSITE.

Terms and Conditions of Quotation or Sale

All quotations made and sales agreements entered into by YoloLiv with a buyer are subject to these [terms and conditions](#). YoloLiv's agreement to sell or otherwise deliver any products to buyers shall not be deemed or construed to be an acceptance of any of the buyer's terms and conditions nor a waiver of any term set forth herein. Unless YoloLiv and buyer enter into a separate written agreement, formally executed by seller and specifically waiving the terms set forth herein, the purchase of any products by buyer shall be deemed acceptance of these terms. No provisions in any documentation employed by or on behalf of buyers in connection with these terms, regardless of the date of such documentation will affect these terms, even if such documents are accepted by YoloLiv, with such provisions being deemed deleted. YoloLiv advises buyers to become familiar with these terms and conditions in advance of purchasing any products.

Copyright and Trademark Information

Copyright © 2017-2018 YoloLiv Inc. All rights reserved.

This website, and the information which it contains, including but not limited to the text and images as well as YoloLiv Systems Inc S trademarks, trade names and logos are the property of YoloLiv and its affiliates and licensors, and are protected from unauthorized copying and dissemination by Canadian copyright law, United States copyright law, trademark law, international conventions and other intellectual property laws.

YoloLiv, YoloLiv Video, its products' names and logos are trade names or trademarks of YoloLiv Inc. All other company, interface and product names and logos are trademarks or registered trademarks of their respective owners in certain countries. Product descriptions and specifications regarding the products in this document are subject to change without notice.

Use of YoloLiv Website and Its Content

The information contained in this website is for general guidance on topics selected by YoloLiv. Such information is provided on an "as is" basis, without any knowledge as to your industry, identity or specific circumstances. There may also be delays, omissions, or inaccuracies in information contained on this website.

YoloLiv may alter, suspend, or discontinue this web site at any time for any reason, without notice or cost. The website may become unavailable due to maintenance or malfunction of computer equipment or other reasons.

No part of this website may be reproduced or transmitted in any form, by any means, electronic or mechanical, including photocopying and recording, except that YoloLiv authorizes you to view, copy, download, and print YoloLiv documents (such as white papers, press releases, data sheets, and FAQs) that are available on this website, subject to the following conditions:

1. The documents may be used solely for non-commercial, informational purposes.
2. The documents may not be modified.
3. Copyright, trademark, and other proprietary notices may not be removed.

Nothing contained on this website should be construed as granting, by implication, estoppel, or otherwise, any license or right to use this website or any documents displayed on this website, except (a) as expressly permitted by these terms and conditions; or (b) with the prior written permission of YoloLiv.

The information on this website is believed to be complete and reliable; however, the information may contain technical inaccuracies or typographical errors. YoloLiv reserves the right to make changes to document names and content, product specifications, or other information without obligation to notify any person of such changes.

Information that YoloLiv publishes on this website may contain references or cross references to products or services that are not available or approved by the appropriate regulatory authorities in your country. Such references do not imply that YoloLiv intends to announce or make available such products or services to the general public, or in your country. Consult your YoloLiv account representative to determine which products and services may be available to you.

Third Parties and Links to Third-Party Web Sites

Mention of non-YoloLiv Systems Inc. products or services on this site is for informational purposes and does not constitute an endorsement or recommendation.

This website may contain links to non-YoloLiv websites. These links are provided to you as a convenience, and YoloLiv is not responsible for the content of any linked web site. Any outside web site accessed from the YoloLiv website is independent from YoloLiv, and YoloLiv has no control over the content of that website. In addition, a link to any non-YoloLiv website does not imply that YoloLiv endorses or accepts any responsibility for the content or use of such a website.

In no event shall any reference to any third party or third party product or service be construed as an approval or endorsement by YoloLiv of that third party or of any product or service provided by a third party.

Other Jurisdictional Issues

YoloLiv makes no representation that information on this website is appropriate or available for use in your jurisdiction. Those who choose to access this website from outside Canada do so on their own initiative and are responsible for compliance with local laws, if and to the extent local laws are applicable.

Submissions to YoloLiv and Affiliated Servers

Any information, including but not limited to remarks, suggestions, ideas, graphics, or other submissions, communicated to YoloLiv through this website is the exclusive property of YoloLiv. YoloLiv is entitled to use any information submitted for any purpose, without restriction (except as stated in YoloLiv's Privacy Statement) or compensation to the person sending the submission. The user acknowledges the originality of any submission communicated to YoloLiv and accepts responsibility for its accuracy, appropriateness, and legality.

Enforcement of Terms and Conditions

These Terms and Conditions are governed and interpreted pursuant to the laws of the province of Ontario, Canada, notwithstanding any principles of conflicts of law.

All disputes arising out of or relating to these Terms and Conditions shall be finally resolved by arbitration conducted in the English language in Ottawa, Ontario, Canada, under the commercial arbitration rules of Canada. The parties shall appoint as sole arbitrator a retired judge who presided in the province of Ontario. The parties shall bear equally the cost of the arbitration (except that the prevailing party shall be entitled to an award of reasonable attorneys' fees incurred in connection with the arbitration in such an amount as may be determined by the arbitrator). All decisions of the arbitrator shall be final and binding on both parties and enforceable in any court of competent jurisdiction. Notwithstanding this, application may be made to any court for a judicial acceptance of the award or order of enforcement. Notwithstanding the foregoing, YoloLiv shall be entitled to seek injunctive relief, security, or other equitable remedies from any court of competent jurisdiction.

If any part of these terms is unlawful, void, or unenforceable, that part will be deemed severable and will not affect the validity and enforceability of the remaining provisions. YoloLiv may, at its sole discretion and without notice, revise these terms at any time by updating this posting.

Entire Agreement

This is the entire Agreement between the parties relating to the subject matter herein and shall not be modified except in writing signed by both parties or by a new posting by YoloLiv, as described above.

For Additional Information

If you have any questions about the rights and restrictions above, please contact YoloLiv.

Warranty and Return Policy

WARRANTY

YoloLiv Inc (“YoloLiv”) warrants to the original purchaser of YoloBox will be free from defects in materials and workmanship for a period of 1 year from the original purchase date, whether or not actual use begins on that date. If the Product fails to conform to this Limited Warranty during the Warranty Period, YoloLiv will, at its sole discretion, either repair or replace any such Defective Product or component; or accept the return of the Defective Product and refund the money actually paid by the original purchaser for the Defective Product. Repair or replacement may be made with a new or refurbished product or components, at YoloLiv’s sole discretion. If the Product or a component incorporated within it is no longer available, YoloLiv may, at YoloLiv’s sole discretion, replace the Defective Product with a similar product of similar function. This is your sole and exclusive remedy for breach of this Limited Warranty.

The original purchaser of a Defective Product wishing to return such Defective Product must comply with YoloLiv’s return shipping instructions and provide a detailed description of the nonconformities, including the relevant product model number and serial number during the Warranty Period. YoloLiv will have no warranty obligations with respect to a returned Product if it determines, in its reasonable discretion after examination of the returned Product, that the Product is an Ineligible Product. If the Product does not contain a defect or YoloLiv finds that the Product is an Ineligible Product, YoloLiv will return the Product back to you and you will pay all shipping costs for the return of the Product. This Limited Warranty does not cover the following: (a) modifications, alterations, tampering, or maintenance or repairs by anyone other than YoloLiv; (b) handling, storage, installation, testing, or use not in accordance with the User’s Guide, or other instructions provided by YoloLiv; (c) abuse, misuse or neglect of the Product; (d) corrosive environments, environments containing airborne contaminants (silicone, aluminum oxide etc.), excessive thermal shock, fire, water or other damage; or (e) breakdowns, fluctuations, or interruptions in electric power or the telecommunications network. This Limited Warranty does not cover Products whose serial number has been altered, defaced or removed.

EXCLUSIONS

This Limited Warranty does not cover the following: Products marked as “Sample” or “Not for Sale”; or Products that have been subject to: (a) modifications, alterations, tampering, or maintenance or repairs by anyone other than YoloLiv; (b) handling, storage, installation, testing, or use not in accordance with the User’s Guide, or other instructions provided by YoloLiv; (c) abuse, misuse or neglect of the Product; (d) corrosive environments, environments containing airborne contaminants (silicone, aluminum oxide etc.), excessive thermal shock, fire, water or other damage; or (e) breakdowns, fluctuations, or interruptions in electric power or the telecommunications network. This Limited Warranty does not cover (a) consumable parts; or (b) software (even if packaged or sold with

the Product). This Limited Warranty does not cover Products whose serial number has been altered, defaced or removed.

DISCLAIMER

Except as stated above in this limited warranty, and to the maximum extent permitted by applicable law, YoloLiv disclaims all other express, implied, and statutory warranties and conditions with respect to the product, including the implied warranties of merchantability, non-infringement and fitness for a particular purpose. To the maximum extent permitted by applicable law, YoloLiv also limits the duration of any applicable implied warranties or conditions to the duration of this limited warranty. Some states do not allow limitations on how long an implied warranty lasts, so the above limitation may not apply to you.

LIMITATION OF LIABILITY

You use the product at your own discretion and risk. In addition to the above warranty disclaimers, in no event will YoloLiv be liable for any consequential, incidental, exemplary, punitive or special damages, including any damages for lost data or lost profits, arising from or relating to this limited warranty or the product, and YoloLiv's total cumulative liability arising from or related to this limited warranty or the product will not exceed the amount actually paid for the product by the original purchaser. This limitation will apply even if YoloLiv has been advised of such damages and notwithstanding the failure of essential purpose of any limited remedy. Some states do not allow the exclusion or limitation of incidental or consequential damages, so the above exclusion or limitation may not apply to you.

YOUR RIGHTS AND THIS LIMITED WARRANTY

This Limited Warranty gives you specific legal rights. You may also have other legal rights that vary by state, province, or jurisdiction. Likewise, some of the limitations in this Limited Warranty may not apply in certain states. The terms of this Limited Warranty will apply to the extent permitted by applicable law. For a full description of your legal rights you should refer to the laws applicable in your jurisdiction and you may wish to contact a relevant consumer advisory service.

RETURN POLICY

Once your YoloBox has shipped:

If you are the original purchaser of the Product, you may return the Product for a full refund within 30 days of the original purchase date, provided that the Product is in its original condition and packaging. Only YoloBox that has been purchased directly from YoloLiv.com can be returned to YoloLiv, YoloBox purchased through other retailers must be returned in accordance with their respective returns and refunds policy.

If the item is unopened, YoloLiv will provide a refund minus shipping and handling expenses.

We strive to never charge a restocking fee, however if items are missing or damaged in your return, we reserve the right to charge on your refund the cost of missing or damaged parts. If the item has been opened, YoloLiv will provide a refund minus shipping and handling expenses and a 20% restocking fee.

Please ensure that the item you're returning is repackaged with all the cords, adapters, accessories, and documentation that were included when you received it.

International customers are responsible for all shipping fees, taxes, and duties. Please check with your country's customs office to determine what these additional costs are. Customers who choose not to pay local duties, refuse to accept the shipment, or are unavailable to accept delivery, will not be refunded for the transaction.

If you have any questions please contact with our support team: support@yololiv.com