

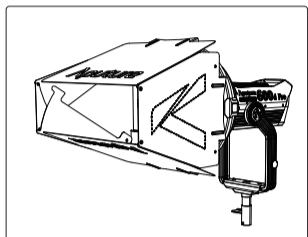
设计项目	191 说明书	图号	AP-191-PR-01
尺寸 (mm)	292.5*140mm, 折后尺寸 97.5*140 mm	版本	V1.0
材质工艺	70g 书纸 正反两面印刷, 正面为英文, 反面为中文。	设计师	Tina
备注	料号: 519100040001	日期	20201016

Thank you for purchasing **Aputure** Barn Doors.

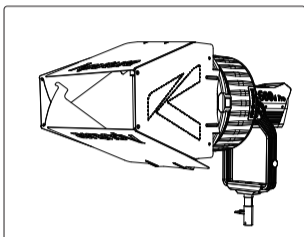
The Aputure F10 Barn Doors is a light-control product that works with Bowers Mount products such as the 600d Pro/600d series. You can use eight light baffles to adjust the beam you want while blocking out the light that you don't want to get out. Eight-blade light-retaining blade design makes light control more flexible and diverse.

#### Application Scenarios

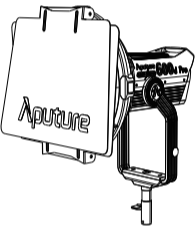
1. Pair with Adapter ring



2. Pair with Fresnel mount

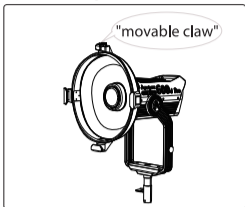


**Warning:** Don't turn on the light when four leaves are folded! Lamplight illuminate for a long time on the blade will make the blade very hot, beware of scald!

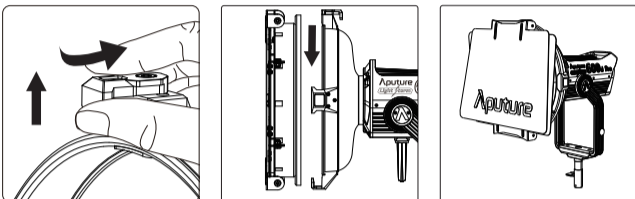


#### Installation

1. Install the adaptor ring on the lamp holder, and rotate the "movable claw" of the adaptor ring to the upper part during installation.

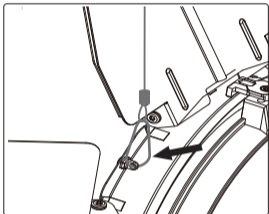


2. Lift the "movable claw" on the adaptor ring and rotate it to the back, put Barn Doors into the slot of the claw, then lift the claw and adjust it to the front and close it.

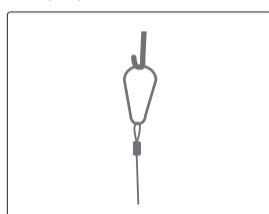


#### Safety rope installation

1. A small hook on the safetyrope hooks onto the F10 Fresnel hook ring.



2. Attach the big hook of the safety rope to the fixed buckle



\*The F10 Fresnel is connected to the fastener by a safety rope, mainly to prevent accidental fall of the light baffle.

This product manual can be found on [www.aputure.com](http://www.aputure.com).

140mm

97.5mm

## Aputure

GUARANTEE CARD

### Service Warranty (EN)

Aputure Imaging Industries Co., Ltd. warrants the original consumer purchaser from the date of purchase. For more details of warranty visit [www.aputure.com](http://www.aputure.com)

**Important:** Keep your original sales receipt. Be sure the dealer has written on it the serial No. of the product. This information is required for warranty service.

**This warranty does not cover:**

- Damage that is the result of misuse, abuse, accident (including but not limited to damage by water), faulty connection, defective or maladjusted associated equipment, or the use of the product with equipment for which it was not intended.
- Cosmetic defects that appear more than thirty (30) days after the date of purchase. Cosmetic damage caused by improper handling is also excluded.
- Damage that occurs while the product is being shipped to whoever will service it.

**This warranty is void if:**

- The product identification or serial No. label is removed or defaced in any way.
- The product is serviced or repaired by any one other than Aputure or an authorized Aputure dealer or service agency.

**Aputure**  
Aputure Imaging Industries Co., Ltd.  
Inspection: Qualified

Addr: F7A Building 21, Longjun Industrial Estate, Heqing West Road, Shenzhen, Guangdong

Aputure Imaging Industries Co., Ltd.  
Addr: F7A Building 21, Longjun Industrial Estate,  
Heqing West Road, Shenzhen, Guangdong  
E-MAIL: [cs@aputure.com](mailto:cs@aputure.com)  
Sales Contact: (86)0755-83235569-613

## Aputure

GUARANTEE CARD

### Service Warranty (EN)

Aputure Imaging Industries Co., Ltd. warrants the original consumer purchaser from the date of purchase. For more details of warranty visit [www.aputure.com](http://www.aputure.com)

**Important:** Keep your original sales receipt. Be sure the dealer has written on it the serial No. of the product. This information is required for warranty service.

**This warranty does not cover:**

- Damage that is the result of misuse, abuse, accident (including but not limited to damage by water), faulty connection, defective or maladjusted associated equipment, or the use of the product with equipment for which it was not intended.
- Cosmetic defects that appear more than thirty (30) days after the date of purchase. Cosmetic damage caused by improper handling is also excluded.
- Damage that occurs while the product is being shipped to whoever will service it.

**This warranty is void if:**

- The product identification or serial No. label is removed or defaced in any way.
- The product is serviced or repaired by any one other than Aputure or an authorized Aputure dealer or service agency.

**Aputure**  
Aputure Imaging Industries Co., Ltd.  
Inspection: Qualified

Addr: F7A Building 21, Longjun Industrial Estate, Heqing West Road, Shenzhen, Guangdong

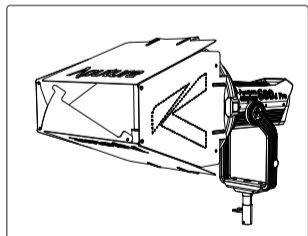
Aputure Imaging Industries Co., Ltd.  
Addr: F7A Building 21, Longjun Industrial Estate,  
Heqing West Road, Shenzhen, Guangdong  
E-MAIL: [cs@aputure.com](mailto:cs@aputure.com)  
Sales Contact: (86)0755-83235569-613

感谢您购买 **Aputure** 爱图仕八叶挡光板。

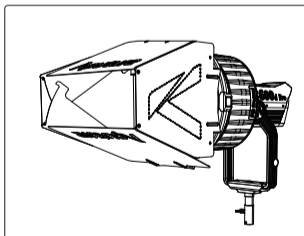
爱图仕10英寸八叶挡光板是一款与带保荣卡口的600d Pro/600d等系列产品搭配使用的控光产品, 可以通过八片挡光板来调整你想要的光束, 同时挡住不想外漏的光。八叶挡光叶片设计, 控光更加灵活多样。

#### 使用场景

1. 搭配自带转换件



2. 搭配菲涅尔



**不能在叶片完全折合时开灯!**  
灯光长时间照射在叶片上会使叶片发烫, 谨防烫伤!

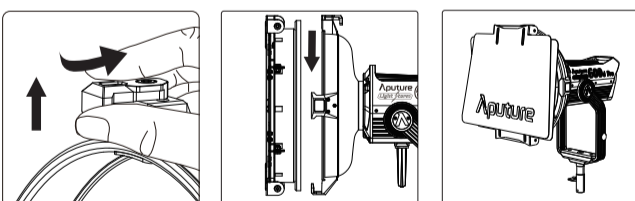


#### 安装

1. 将转接环安装在灯头, 安装时将转接环“可活动卡爪”调至上方。

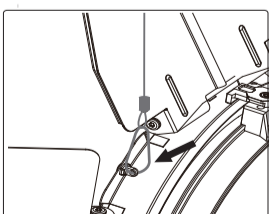


2. 将转接环上“可活动卡爪”提起旋转调至后方, 把Barn Doors放入卡爪卡槽内, 再提起卡爪调到前方关上即可。

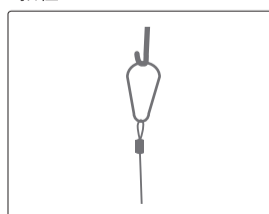


#### 安全绳安装

1. 安全绳小挂钩钩住 F10 Fresnel 上挂钩环



2. 安全绳大挂钩挂在固定扣位



\*通过安全绳把挡光板与固定件连接, 主要是防止挡光板意外掉落

您可以在本公司网站 <http://www.aputure.com/cn> 下载本产品的详细使用者指南。

140mm

97.5mm